

King Arthur Research Webquest

King Arthur Webquest Research Project

Google Site with Animated Graphics: Whimsical & Engaging!

Collaborative Research

[illegible]

KING ARTHUR WEBQUEST

Product Description

This 2-3 day short term research project teaches students background information on the legend of King Arthur, the Knights of the Round Table, and life during the Medieval Age. Students work in teams of four to complete a King Arthur webquest and create collaboratively a slide presentation based on what they've learned.

Group members assume one of the following roles during their research: Investigator, Adventurer, Traveler, or Teacher.

Each member has his/her own unique websites to explore all bookmarked on an easily accessible google site. With this purchase, teachers and students will be provided with a link to a King Arthur Webquest google site that contains a project description, separate webpage for each group member, student note-taking and source citation handout, and all digital website and resource links. No sign in is needed for project access! No more repeat explanations of project requirements or how their research presentation will be graded. All materials are uploaded and linked to the project research page for students to reference when needed!

Each group member is provided with guiding research suggestions to help with note-taking and to give the research process more structure if needed.

All materials (included website research links) are also included as pdf printables and Google Drive links. This project can easily be modified for cooperative research pairs or individual student research. Teachers will direct students to choose two of the group roles instead of 4 and examine the research sites listed under each.

The Google Site created for this project is structured, attractive, whimsical, and engaging. Students will love the animated medieval images present on each research page!

This research project can be used with 6th-12th graders and is beneficial for any historical study of the middle ages, ELA legend literature units, and as an introduction to Freak the Mighty.

Included with this purchase are the following:

King Arthur Webquest Google Site with Project Information and Resource Links;

King Arthur Slide Presentation Project Sheet;

MLA 8th Edition Website Citation Sheet with Examples;

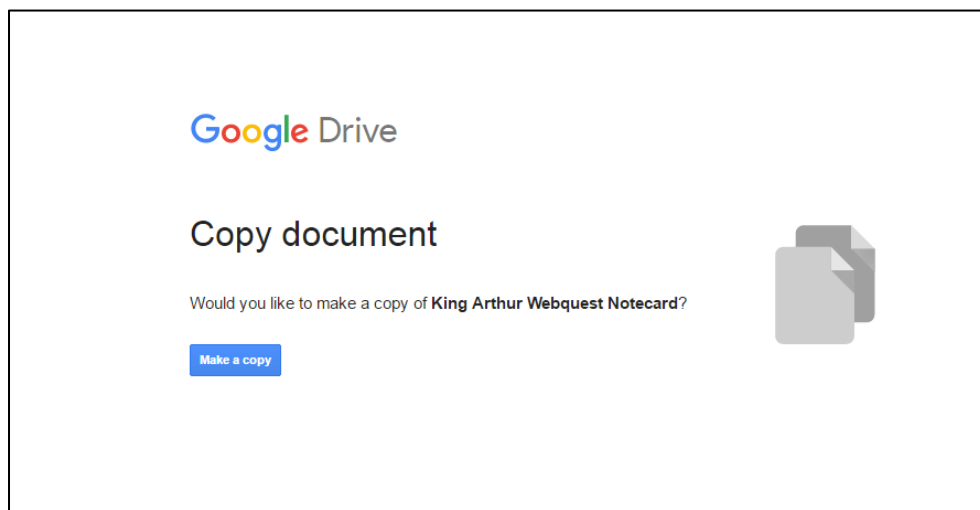
Student Note-Taking Handout;

Teacher's Grading Rubric

How to Access the Digital Resources

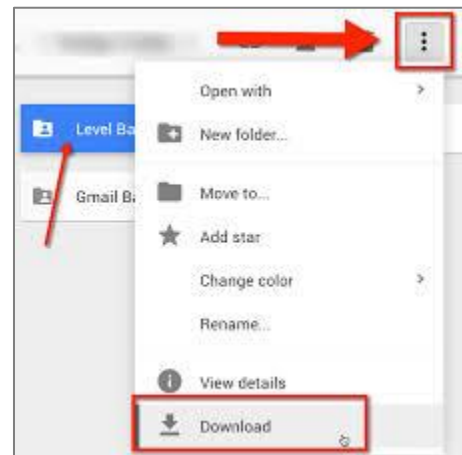
Google Drive Force Copy Links:

Teachers should first log into their Google Accounts in order to copy the resources into their own Google Drive. Both links for each activity are for the same resource. When you access the Google Drive links, you will be prompted to *make a copy*:



Microsoft OneNote Users:

Teachers will need to log into a Google account and access the Google Drive share links listed for each resource. Once you access the link, the resource will be copied into your Google Drive. Next, download the resources from Google Drive to your computer by selecting the resource, choose the Google Drive toolbar (3 vertical dots), and choose *Download as word doc*.



Resource Links



[King Arthur Research Webquest Google Site](#)



Google Drive Resource Links:

Teachers must be logged into a Google Account in order to copy the resources into their Google Drive. The hyperlinked resources and the shortened URL links are the same resource.



[King Arthur's Webquest Student Digital Notecard](#)

Shortened URL:

<https://goo.gl/B6E3Gs>



[Source Citation Handout](#)

Shortened URL: <https://goo.gl/Kmk0K4>



[King Arthur Webquest Slide Presentation Project Sheet](#)

Shortened URL: <https://goo.gl/puqX3f>



[King Arthur Webquest Slide Presentation Grading Rubric](#)

Shortened URL: <https://goo.gl/GKrW6v>

How to Share with Students:

If you don't use Google Classroom but your students have school Google accounts, ask your students to first log into their Google Accounts. Then provide them with the shortened URL links for the resources; for example, this is the shortened URL for the Slide Presentation Project Sheet:

<https://goo.gl/puqX3f>

Students will also be prompted to *make a copy* into their own Google Drive.

Teachers may also print all handouts for this activity. The handouts are available in this teaching packet.

How to Share Resource with Students in Google Classroom:

Using Google Classroom, teachers can post an assignment that includes a copy of the project resources and the student research handouts along with the link to the King Arthur Webquest Google Site.

Click the plus icon in Google Classroom to post the research webquest assignment.

Below the assignment text box, select the Google Drive icon and choose the source citation, digital notecard, and project description handout cards from your own Google Drive.

You can provide more easily th project website by selecting the link icon under the assignment box.

Make you change the *can view* option beside each Google Drive file to *make a copy for each student*. Please note, if you forget to make that change and select assign, you will not be able to edit this. You will have to delete the assignment and repost. See the screenshots in Google Classroom.

How to Share Resource with Students in Google Classroom:

How to Post Assignment and Provide Resource Links and a Copy of Google Drive Resources for Each Student

The screenshot shows the Google Classroom assignment creation page. At the top, there's a teal header with a clipboard icon and the word "Assignment". Below this, there are dropdown menus for "For Google Apps" and "All students". A "Project" section is visible. A yellow callout box points to the "Drive" icon in the bottom left of the assignment creation area, which is circled in red. Another yellow callout box points to the "Make a copy for each student" option in a permissions menu that appears when a file is selected. A third yellow callout box points to the "Google Slides" resource link in the "Student Activity" section.

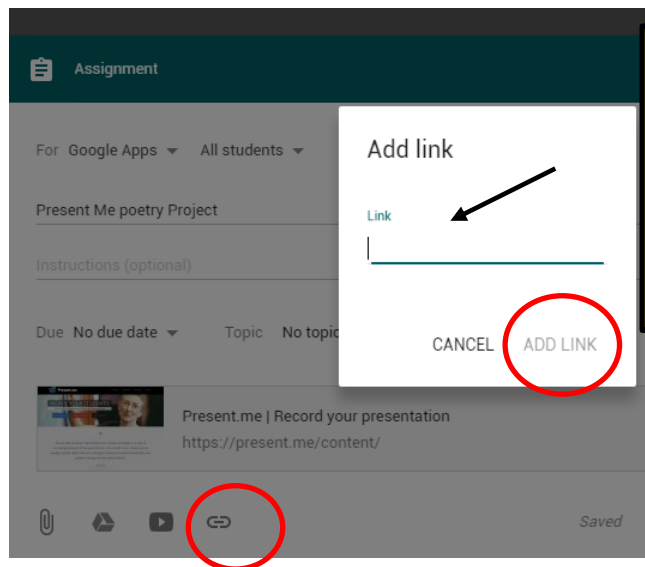
Post the assignment and select the Drive icon beneath the Assignment Text Box.

When you have chosen the files from your Google Drive, choose the arrow beside each resource and select *Make a copy for each student*.

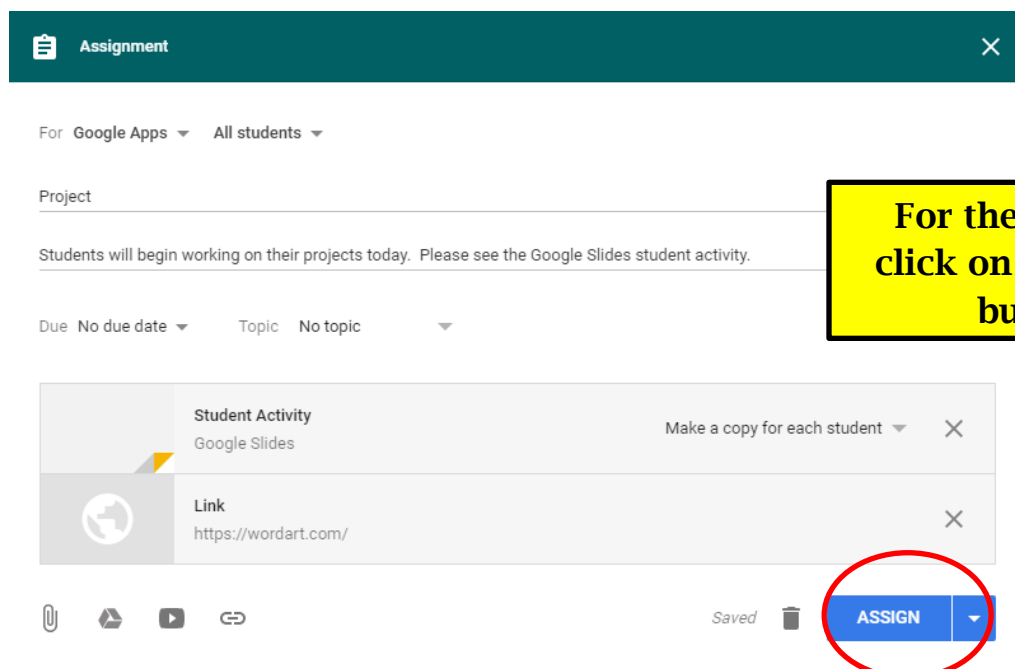
From your own Google Drive, choose the resources that were previously accessed from the teaching resource links and copied from the product links.

Sharing the King Arthur Google Site with Students

Select the link icon beneath the assignment text box.



Paste the link to [King Arthur Research Webquest Google Site](https://sites.google.com/view/kingarthurwebquest/home) and select *Add Link*:
<https://sites.google.com/view/kingarthurwebquest/home>



For the last step, click on the *Assign* button.

List of Website Subpages Accessible from the project site:

Home: [King Arthur Research Webquest Google Site](#)

Webquest Group Role - [Investigator](#)

Your task will be to research King Arthur and Arthurian Legends. Access the sites below:

[Biography: King Arthur](#)

[The Legend of King Arthur](#)

[Background Information on King Arthur's Life](#)

[How Arthur Became King](#)

[King Arthur - The Legend](#)

[King Arthur Encyclopedia](#)

Webquest Group Role - [Adventurer](#):

It is your task to learn about the Knights of the Round Table. Go to the following links:

[Arthurian Legend: Round Table](#)

[King Arthur and His Knights](#)

[Knights of the Round Table Information](#)

[King Arthur and the Knights of the Round Table](#)

[The Knights of King Arthur](#)

[King Arthur Encyclopedia](#)

Webquest Group Role - [Traveler](#)

You will take a journey to the Holy Grail. Your search begins with:

[The Holy Grail](#)

[The Quest](#)

[Arthurian Legend - Excalibur](#)

[King Arthur In Legend](#)

[King Arthur Encyclopedia](#)

Webquest Group Role – [Teacher](#)

You must teach your group about medieval culture. Follow the links below:

[Daily Life](#)

[Medieval Times](#)

[Society](#)

[Life During the Middle Ages](#)

[Medieval History](#)

[King Arthur Encyclopedia](#)

**Printable PDFS of Handouts
and Teacher Grading Rubric**

King Arthur Webquest

NOTE CARD: IMPORTANT DETAILS AND SOURCE CITATION



Resource:

Webquest Role:

Notes, Details, Dates, Important Facts:

SOURCE CITATION

MLA Source Citation (8th Edition):



Website Citation

Author's Last Name, First Name. "Website Article Title." Webpage Title, Publishing Date, Website address without the <http://>, Date Accessed.

Citing a Website Reminders:


Do not indent the first line in your source citation. Indent every line after the first.

Double-space between the source lines. No author listed? If you cannot locate any of the required information for your citation, skip the requirement and proceed with the next.

See the example:

"King Arthur's Knights." King Arthur & The Knights of the Round Table | History, Legend and Everything in Between, 2009, www.kingarthursknights.com/. Accessed 8 Apr. 2017.

Website Source Citation Page



Source:

Source:

Source:

Source:

Source:

King Arthur Research Webquest



Slide Presentation Project

The Task:

You are about to embark on a very important journey - one where you will be responsible for investigating the legend and mystery behind the great King Arthur! You will study his life, learn about the Knights of the Round Table, conduct your own search for the Holy Grail, and find out what society was like during medieval times.

Your Group Roles:

Investigator, Traveler, Adventurer, and Teacher

Process:

You will work in teams of four. Each team will be responsible for reading the information on the sites, putting together the information you have read, and completing a note-taking handout documenting what you have learned. Once you have completed your individual research, you and your team will create a slide presentation on King Arthur, medieval times, and slides providing information learned during your research.

Evaluation:

Each individual should complete a works cited sheet for the websites and resources you use. The final presentation should include a minimum of 8 total images (2 per webquest role) and at least 12 slides with researched facts (3 from each webquest member's area or role). Each role (investigator, traveler, adventurer, and teacher) should contribute their notes and saved images in order to create the final comprehensive team presentation.

King Arthur Slide Presentation Grading Rubric



Group Members:

Category	Description	Possible Points	Points Earned
Important background info included	Slides include relevant facts and details highlighting important information	36 pts.	
Presentation Includes All Research Areas	Information included from Investigator, Traveler, Adventurer, and Teacher	12 pts.	
Photos	Includes minimum of 8 relevant, supporting pictures	16 pts.	
Appearance/ Organization	Slides are attractive, easy to read, and organized	16 pts.	
Spelling, Punctuation, Grammar	Spelling, punctuation, and grammar in slideshow are correct.	10 pts.	
Source Citation	All sources used to create presentation are correctly cited and citation sheets are completed from each group member.	10 pts.	
Teacher Comments:		Grade:	

Terms of Use



The purchase of this product created and copyrighted by [TeenTechUniversity](#) includes a limited license for your classroom use. Please do not upload these resources to the Internet.

You may want to consider purchasing additional licenses (at a reduced rate) for departmental sharing and content area alignment with additional teachers at your school.

Any resource in this purchase should not be adapted or modified for commercial use.

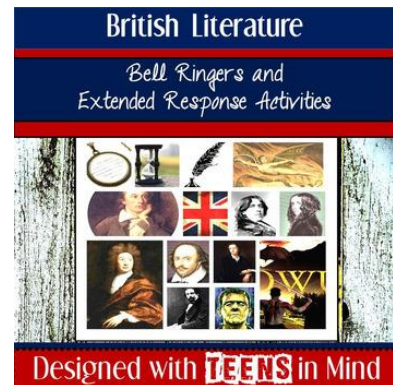


If you have any questions pertaining to this limited license or any questions about this resource, please contact Stacy Elizabeth Holcombe at stacyeholcombe@gmail.com.

Thank you for purchasing the King Arthur Research Webquest from [Teen Tech University](#)!

DIGITAL CLASSROOM



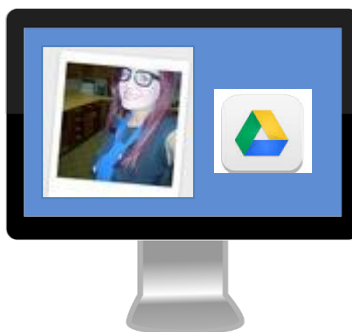
Interested in purchasing additional resources compatible with Google Drive? You may want to check out the following:



[Put Students in the Driver's Seat! Choice Boards for Fiction and Nonfiction!](#)

[Rebels and Revolutionaries: Notable Women Throughout Our World](#)

[Designed With Teens in Mind! British Literature Bell Ringers & Activities](#)



[Teen Tech University's Resources for Google Drive, Classroom and G Suite](#)

*Please [follow me](#) for updates, sales, and new product announcements! If you have any questions, please do not hesitate to contact me at stacyeholcombe@gmail.com

Don't forget to rate this product to earn credit for future purchases at ANY *Teachers Pay Teachers* Store!

Thank you again for your purchase~!

Stacy E. Holcombe ([Teen Tech University](#))